

St. Joseph's College (Autonomous)
College with Potential for Excellence
NACC accredited at A grade
Irinjalakuda, 680121, Thrissur (Dt.), Kerala.

Registration Process for UG 2021-22

Important:

- There is no separate application form for management quota and community quota
- For sports quota, there will be separate application form in your login.
- Keep the following document ready with you before starting online registration

- A valid email id
- A scanned copy of the passport size photo
- A scanned copy of the signature of the candidate
- Aadhar card
- 10th Class certificate & HSS/Degree mark list

Application fee:

General Rs. 250/- SC/ST Rs. 125

Contact: helpdesk@stjosephs.edu.in


For Aided Admissions:

+918547254944

For Self Financing Admissions:

+917994042456

Step 1: Click on Register



ST. JOSEPH'S COLLEGE (Autonomous)
(NAAC accredited at A grade in third cycle College with Potential for Excellence)
Irinjalakuda
Irinjalakuda Thrissur District, Kerala-680 121

NEW APPLICANT? APPLY ONLINE.


- ✓ Register with your email ID & phone number
- ✓ Login with the credentials which is sent to your email
- ✓ Complete the application form
- ✓ Confirm and submit the form

REGISTERED APPLICANT? LOGIN HERE.

Enter Email

[Forgot password?](#)


Step 2: Enter the details




ST. JOSEPH'S COLLEGE (Autonomous)
(NAAC accredited at A grade in third cycle College with Potential for Excellence)
Irinjalakuda
Irinjalakuda Thrissur District, Kerala-680 121

Candidate Registration

Student First Name*	<input type="text" value="Enter Name"/>
	<small>As per the qualifying examination</small>
Student Middle Name	<input type="text" value="Enter Student Middle Name"/>
Student Last Name	<input type="text" value="Enter Student Last Name"/>
Gender*	<input type="text" value="Select gender"/>
Email address*	<input type="text" value="Enter Email address"/> <input type="button" value="Check availability"/>
	<small>Use lower-case letters to enter E-Mail ID</small>
Mobile number*	<input type="text" value="Enter Mobile number"/>

I'm not a robot 

Step 3: Sign in with your registered mail id and password received in mail/SMS



ST. JOSEPH'S COLLEGE (Autonomous)
(NAAC accredited at A grade in third cycle College with Potential for Excellence)
Irinjalakuda
Irinjalakuda Thrissur District, Kerala-680 121

NEW APPLICANT? APPLY ONLINE.

- ✓ Register with your email ID & phone number
- ✓ Login with the credentials which is sent to your email
- ✓ Complete the application form
- ✓ Confirm and submit the form

[Register](#)

REGISTERED APPLICANT? LOGIN HERE.

👁

[Sign in](#)

[Forgot password?](#)

This web application is best viewed using FireFox 3, Chrome 3 or its higher versions.

Contact : admission@stjosephs.edu.in
Helpdesk : helpdesk@stjosephs.edu.in
Mobile Numbers
+91 8547254944 (For Aided Courses)
+91 7994042456 (For Self-Financing Courses)
For more details : www.stjosephs.edu.in

Step 4 : Click on Apply online

St. Joseph's College

HOME

APPLIED FORMS

No Applied Forms [Apply online](#)

STAGE DETAILS

#	FORM	STAGE PRINTOUTS
No Applied Forms.		

Step 5: Select UG Forms. Those who apply for sports quota select the Sports quota application form after completing 'the application for Admission to UG programme'.

APPLY ONLINE

OPEN APPLICATION FORMS

Entrance Based PG Forms **UG Forms** PG Forms

APPLICATION FOR ADMISSION TO UG PROGRAMME
(APPLICATION FOR ADMISSION TO THE FIRST YEAR DEGREE COURSE)

SPORTS QUOTA APPLICATION FOR ADMISSION TO UG PROGRAMME 2021
(SPORTS QUOTA APPLICATION FOR ADMISSION TO UG PROGRAMME 2021)

Step 6: Enter the details in each tab with utmost care (Important: To apply for management select management option in the Course preference tab)

APPLY ONLINE

Back To My Application

APPLICATION FOR ADMISSION TO UG PROGRAMME

PRIMARY DETAILS

PARENT/ GUARDIAN DETAILS

RESERVATION AND WEIGHTAGE DETAILS

DETAILS OF QUALIFYING EXAMINATION

COURSE PREFERENCES

CERTIFICATE PAYMENT

Name of the Applicant*

AMBILY JACOB

as per SSLC BOOK

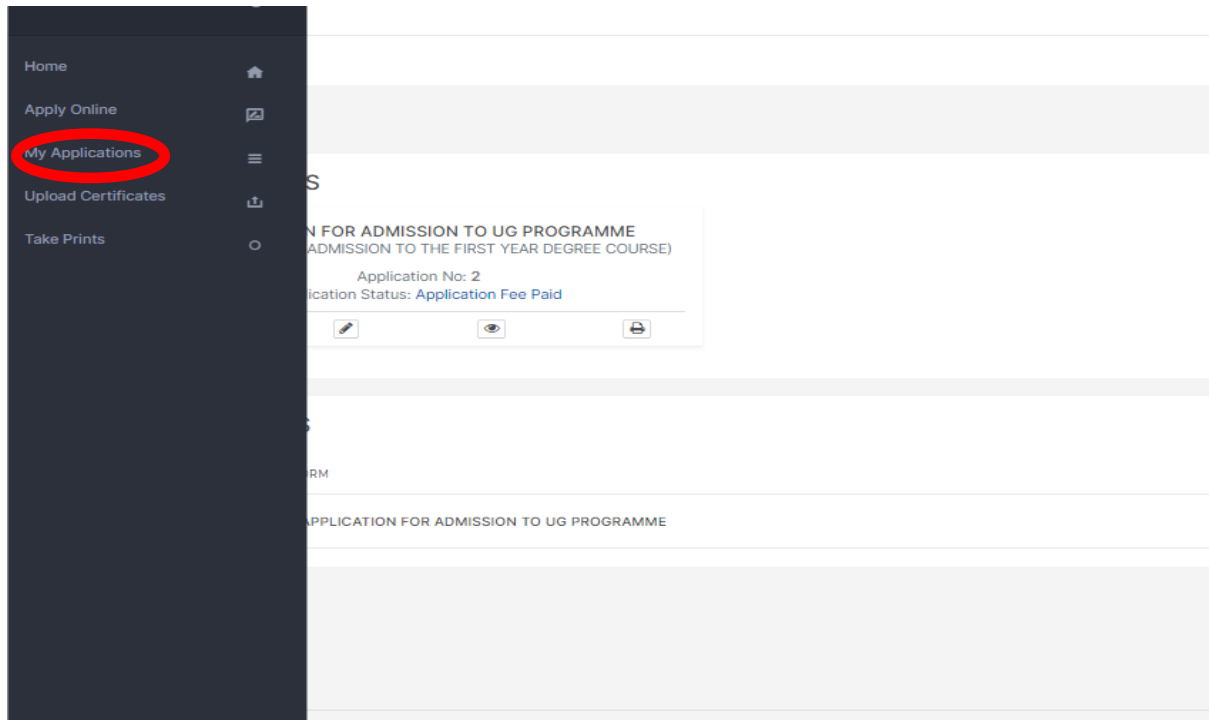
Applicant Photo *

Upload a file

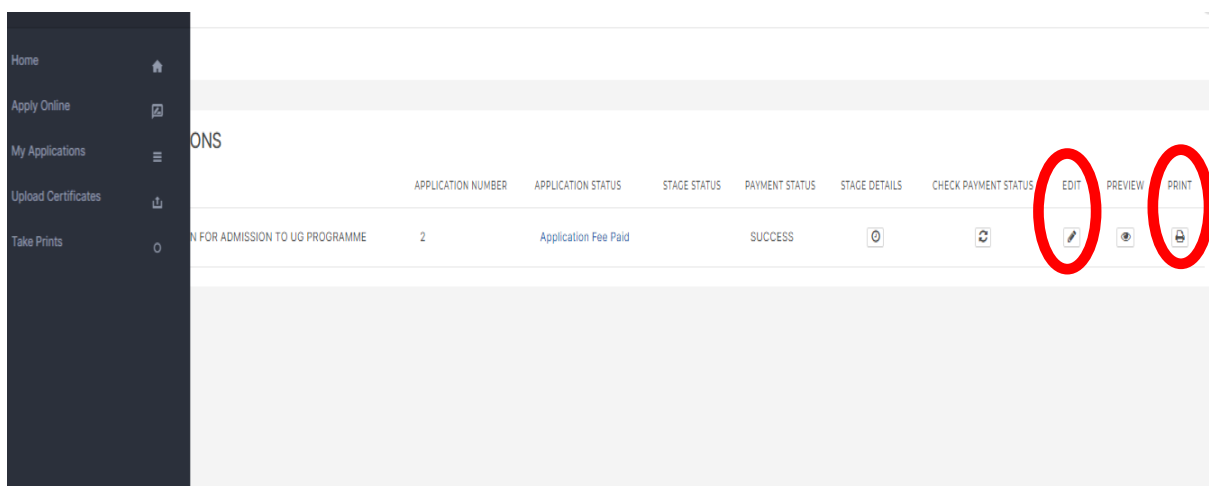
Applicant Signature *

Upload a file

Step8: Click on my Application to see your application



Step 8: Click on print button to take printout or Edit button to modify.



Thank You,

Stay home stay safe.